

Trouble Shooting Seat Safety Circuit

Have someone sit in seat
Turn Key On
Press Reset (do not start)

Are the 2 lights in the engine compartment shown here On?

Yes

Seat Safety Circuit Working Correctly

Is Either Light On?


No

When the power is turned on, +12v is supplied to the fuse block in the upper right of the Black Box in the Engine Compartment.

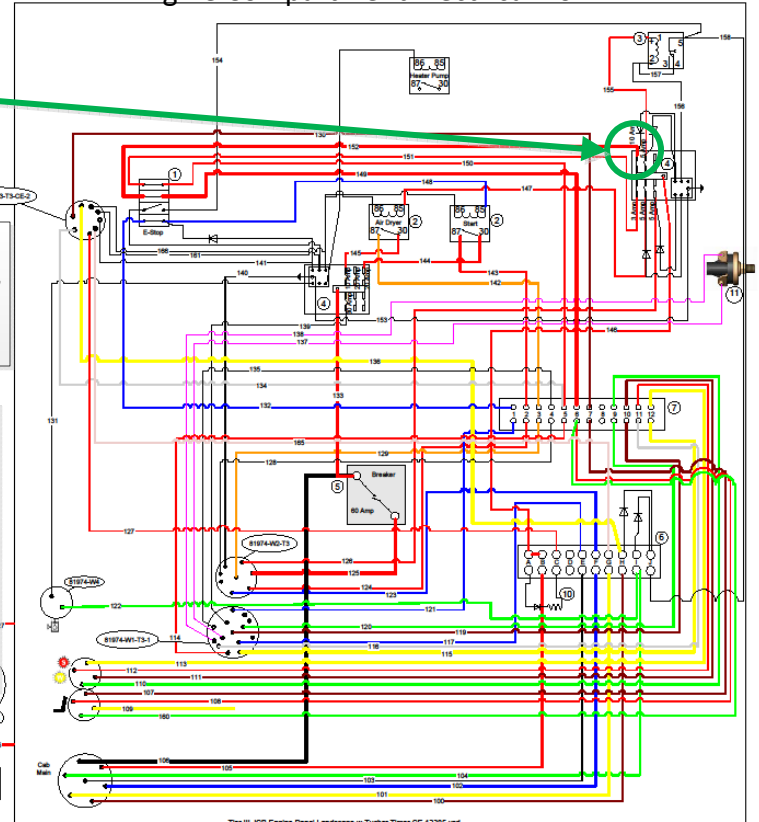
Engine Compartment Opposite Drivers Side



Engine Compartment Drivers Side, On Main Drive Pump



Engine Compartment Electrical Box



Circuit is OK, bad connection on the light not On

Pull Out Start at Top

Replace Fuse, Start at top

Seat Circuit OK. Check Wire 130 on Terminal 7 to the lighted connectors.

Power should be on 6. Re-check fuse, connections, and Key On. Back to top.

No
See Page 2

From Page 1

Wiring in Engine box appears Ok. Wires 108 & 160 take +12v to the Joystick Junction Box, but Cab Electrical is easiest to check next.

With Key On and sitting in seat, is +12v on the Yellow wire, second relay, Seat Safety?

Yes

No

Is Upper Left 20 Amp Fuse good?

No

Yes

Replace Fuse

Is +12v on Yellow wire now?

Yes

Seat Safety Switch bad.

No

See Joystick Junction Box To/From Engine Page 3

Make sure Reset has been pushed. Is +12v on Terminal 1?

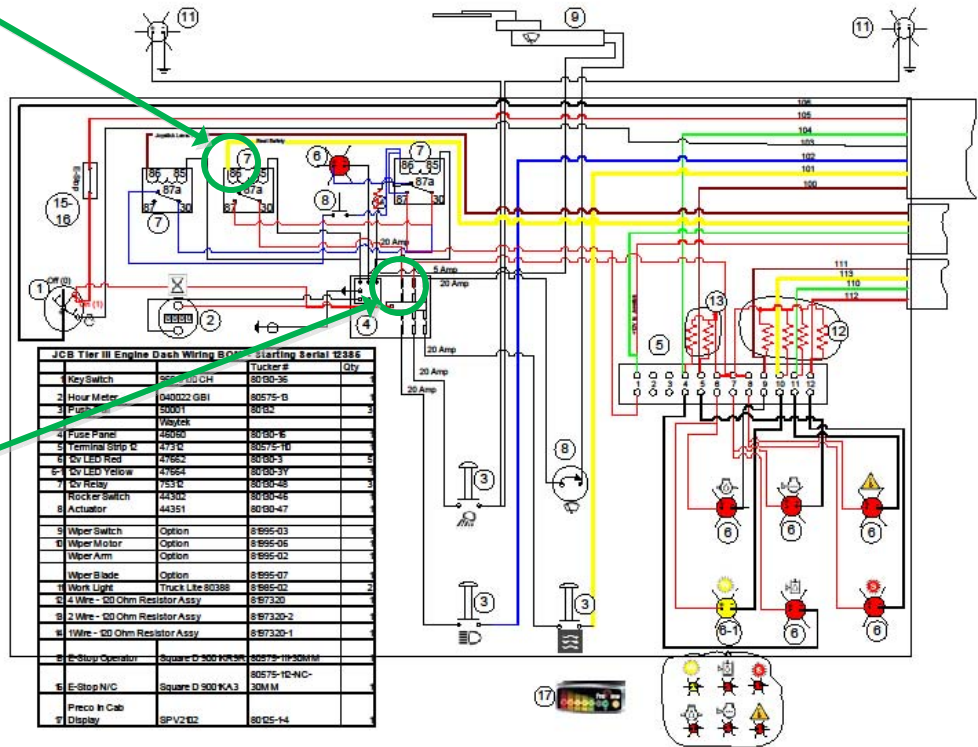
No

Either Relay 2 or 3 Is bad.

Yes

See Joystick Junction Box To/From Cab Page 4

Cab, Upper Dash Electrical



Tier III JCB Upper Dash CE Eaton.vsd

Joystick Junction Box, To/From Engine.
 +12v comes to the Junction Box on wires 108 & 160 when Key is on.

Is +12v 2nd
 Terminal
 Strip,
 terminal 12?

Yes

From Strip 2,
 T-12, +12v
 goes to the
 seat switch.

No

Is +12v on Strip
 2, T-10?

No

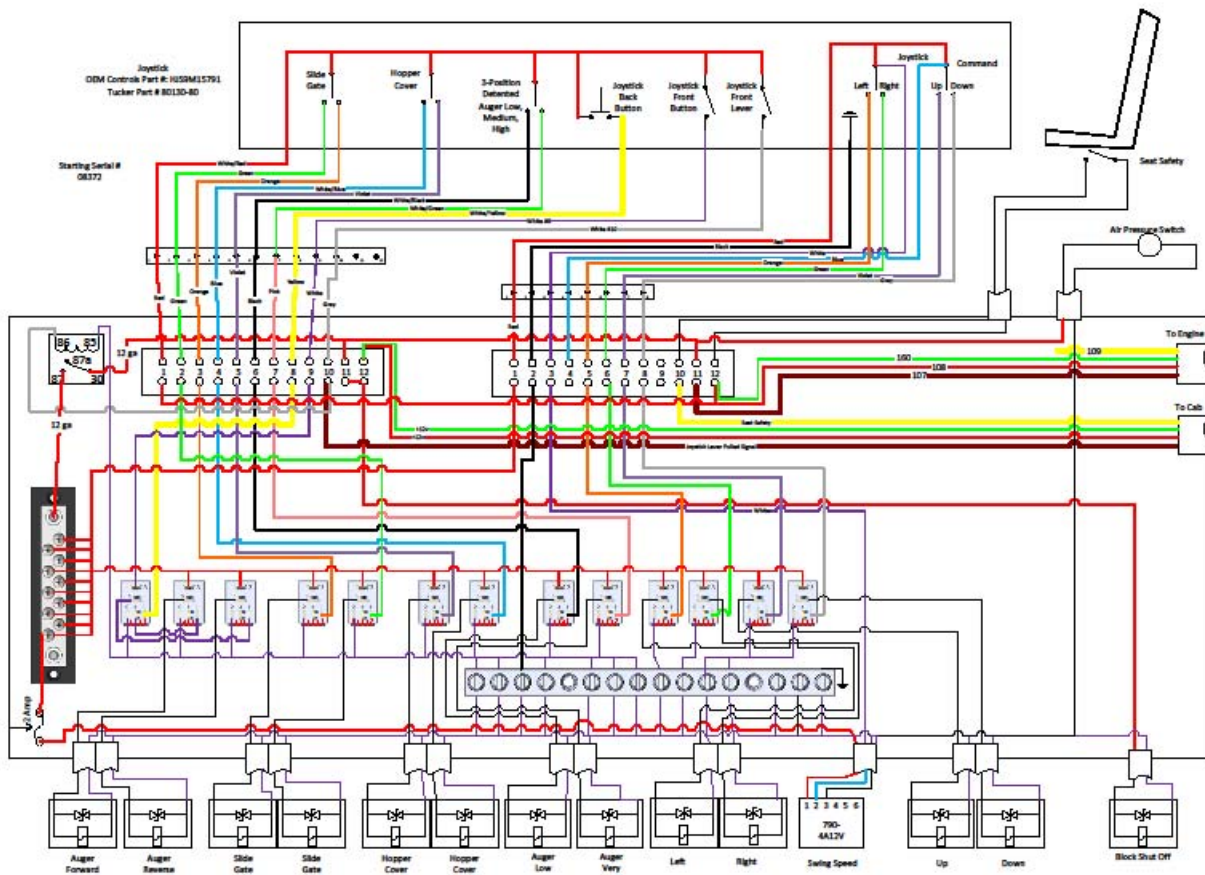
Seat Switch or
 wiring to/from
 it bad.

Yes

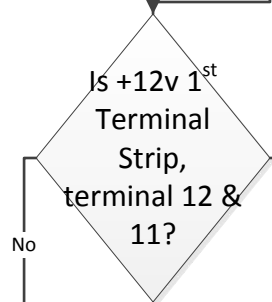
Wire bad
 between
 Junction box
 and Engine
 box.

You should be to this point because you have
 already verified +12v is not on the yellow wire in
 the upper dash. The yellow wire on Strip 2, T-10 is
 the same wire. There must be a break in the wire
 to the Cab Dash.

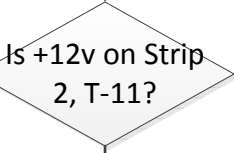
Joystick Junction Box, under floor board.



Joystick Junction Box, To/From Cab.
 After a successful Reset, +12v returns from the Cab Dash to Terminal Strip 1, terminal 12 which jumpers to terminal 11.



From Strip 1, T-11, +12v goes to Strip 2, T-11.



Wire bad between Junction box and Cab Dash.

Wire from Strip 1, T-11 to Strip 2, T-11 Bad

You should be to this point because you have already verified +12v is not on the brown wire Upper Terminal Strip, T-7 in the Engine compartment. Since there is +12v on Strip 2, T-11, there must be a break in Brown wire 107 from here to the Engine Compartment.

Joystick Junction Box, under floor board.

